



PRINCE WILLIAM
COUNTY

COVID-19 Operational Update

Brian Misner
Emergency Management Coordinator

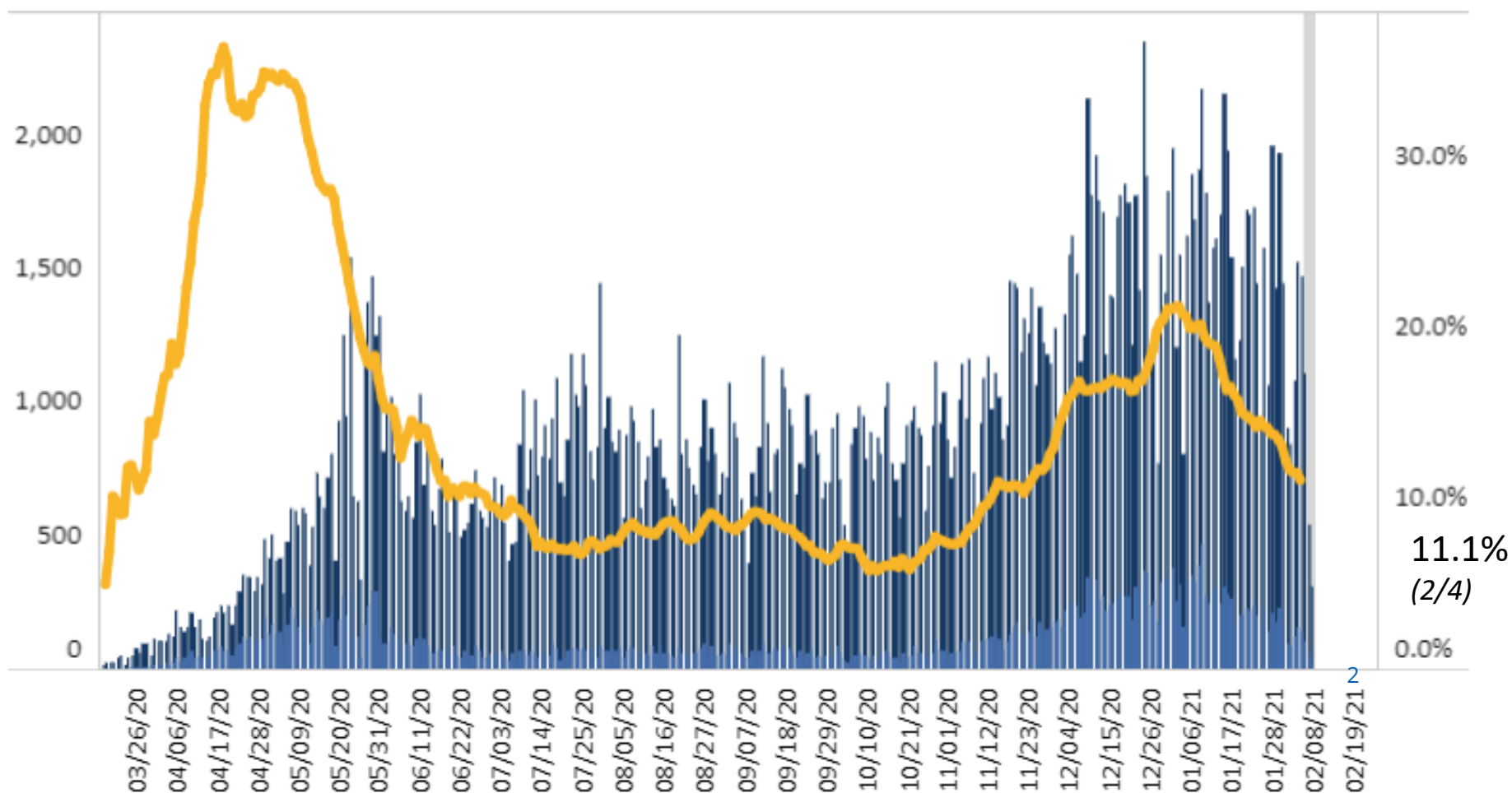
February 9, 2021

Number of Positive Tests vs. Tests Conducted - Cumulative



Number of Testing Encounters, Number of Positive Testing Encounters, and Percent Positivity** by Lab Report Date - Prince William, PCR Only

■ Percent Positivity, 7-Day Moving Average
■ Positive Testing Encounters
■ Number of Testing Encounters



11.1%
(2/4)

COVID19 Testing Update



- We have reduced our mobile test sites from 11 to 7 locations per week.
- Still at the same capacity of 200 tests/day.
- Each of the designated mobile sites are being visited once per week.
- Reasons for change:
 - 60 percent decrease in demand over the last month
 - Weather impacts on staff and logistics
- We are closely monitoring the situation and plan to adjust accordingly.

Vaccine Distribution Phases

Prince William Health District COVID-19 Vaccination Status | Last Updated 2/1/2021

Phase 1a		Phase 1b Frontline Essential Workers		Phase 1c Other Essential Workers	
All Categories of Healthcare Workers and Long-Term Care Facilities	In Progress	1. Police, Fire, and Hazmat Workers	In-Progress	1. Energy	Not Yet Eligible
		2. Corrections and homeless shelter workers	In-Progress	2. Water, wastewater, and waste removal workers	Not Yet Eligible
		3. Childcare/PreK-12 Teachers/Staff	In-Progress	3. Housing Construction	Not Yet Eligible
		4. Food and Agriculture (including Veterinarians)	Not Yet Eligible	4. Food Service	Not Yet Eligible
		5. Manufacturing	Not Yet Eligible	5. Transportation and Logistics	Not Yet Eligible
		6. Grocery store workers	Not Yet Eligible	6. Institutions of Higher Education Faculty / Staff	Not Yet Eligible
		7. Public transit workers	Not Yet Eligible	7. Finance	Not Yet Eligible
		8. Mail carriers (USPS and private)	Not Yet Eligible	8. Information Technology & Communication	Not Yet Eligible
		9. Officials needed to maintain continuity of government	Not Yet Eligible	9. Media	Not Yet Eligible
		AND		10. Legal Services	Not Yet Eligible
		Persons Aged 65 years and Older	In-Progress	11. Public Safety (Engineers)	Not Yet Eligible
		People Living in Correctional Facilities, Homeless Shelters and Migrant Labor Camps.	In-Progress	12. Other Public Health Workers	Not Yet Eligible
		People aged 16 - 64 years with a High-Risk Medical Condition or Disability	In-Progress		

Statewide Vaccine Dashboard



COVID-19 in Virginia: Vaccine Doses Received and Administered



Dashboard Updated: 2/9/2021

Total Vaccine Doses Received

1,609,675

First Doses Administered
(out of received)

87.3%

Second Doses Administered
(out of received)

34.6%

First and second doses do not include 178,425 doses received through the Federal LTCF Program.

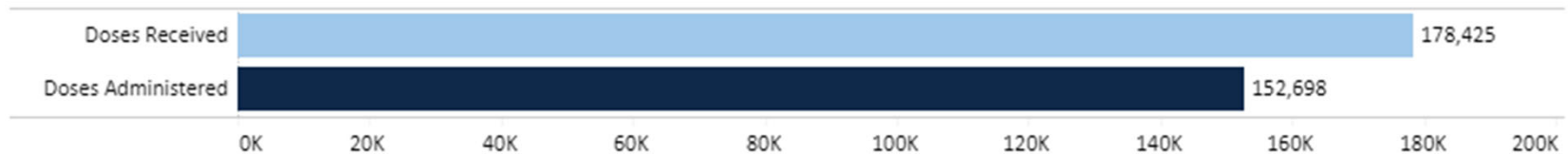
- Total number of doses received is comprised of:
 - Federal LTCF Data in the aggregate (first and second doses)
 - Virginia Vaccination Program First Doses
 - Virginia Vaccination Program Second Doses
- Total 1,609,675 equals 200% (100% of first and 100% of second doses)

Statewide Vaccine Dashboard

Cumulative Doses Received



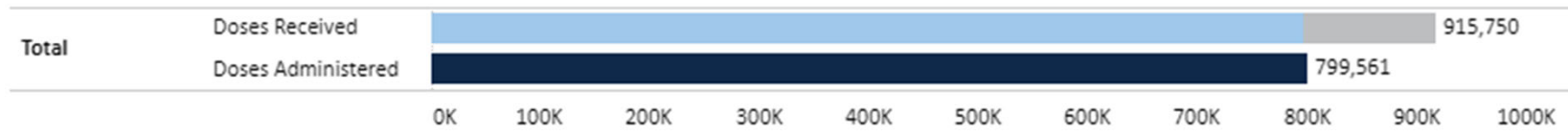
Federal Long-Term Care Facility (LTCF) Program Doses Administered and Received



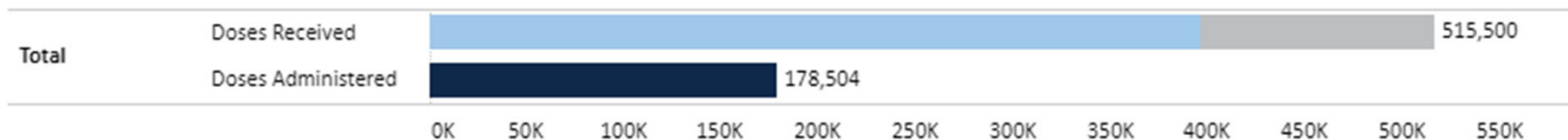
Vaccine Received and Administered through Virginia's State COVID-19 Vaccination Program (Does not include Federal LTCF Program)

COVID-19 Vaccine Received and Administered by Facility Type and Dose*

First Doses



Second Doses

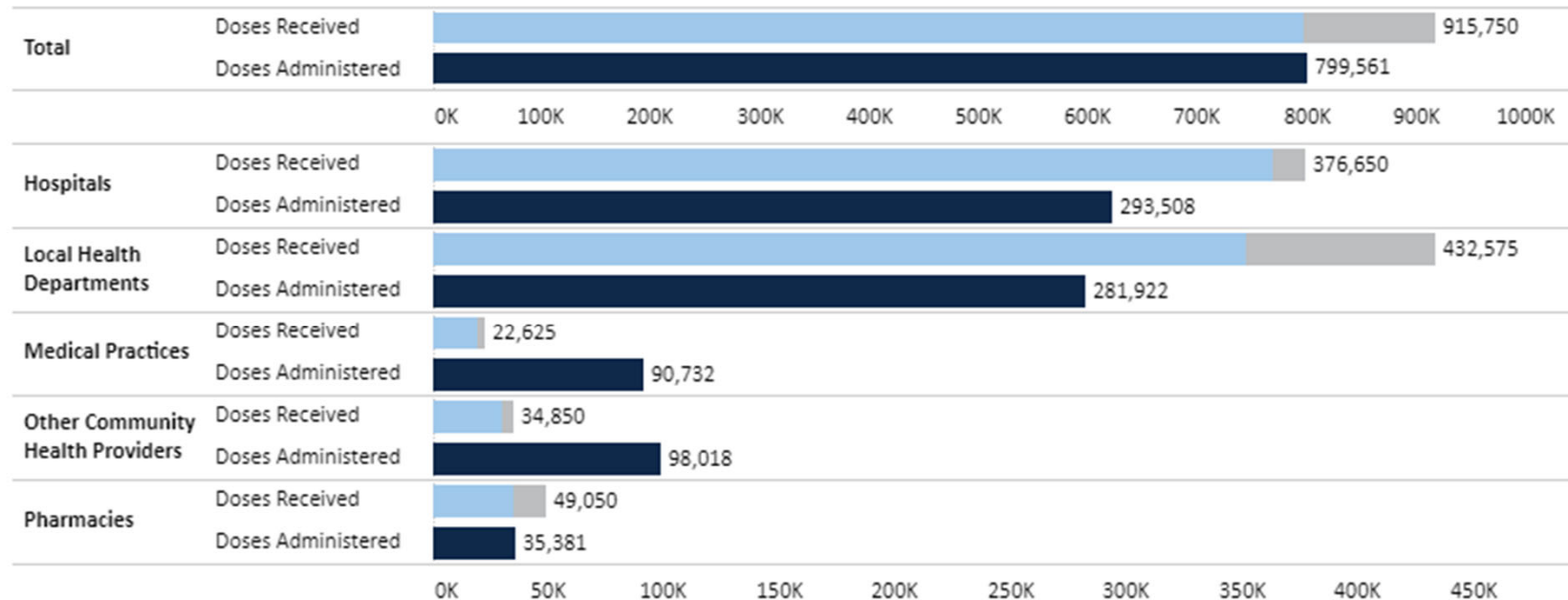


Statewide Vaccine Dashboard

First Doses



First Doses



*Doses received by hospitals and local health departments (LHDs) include those redistributed to the partners listed. Doses received by partners include only those shipped directly and do not include those redistributed by hospitals and LHDs.

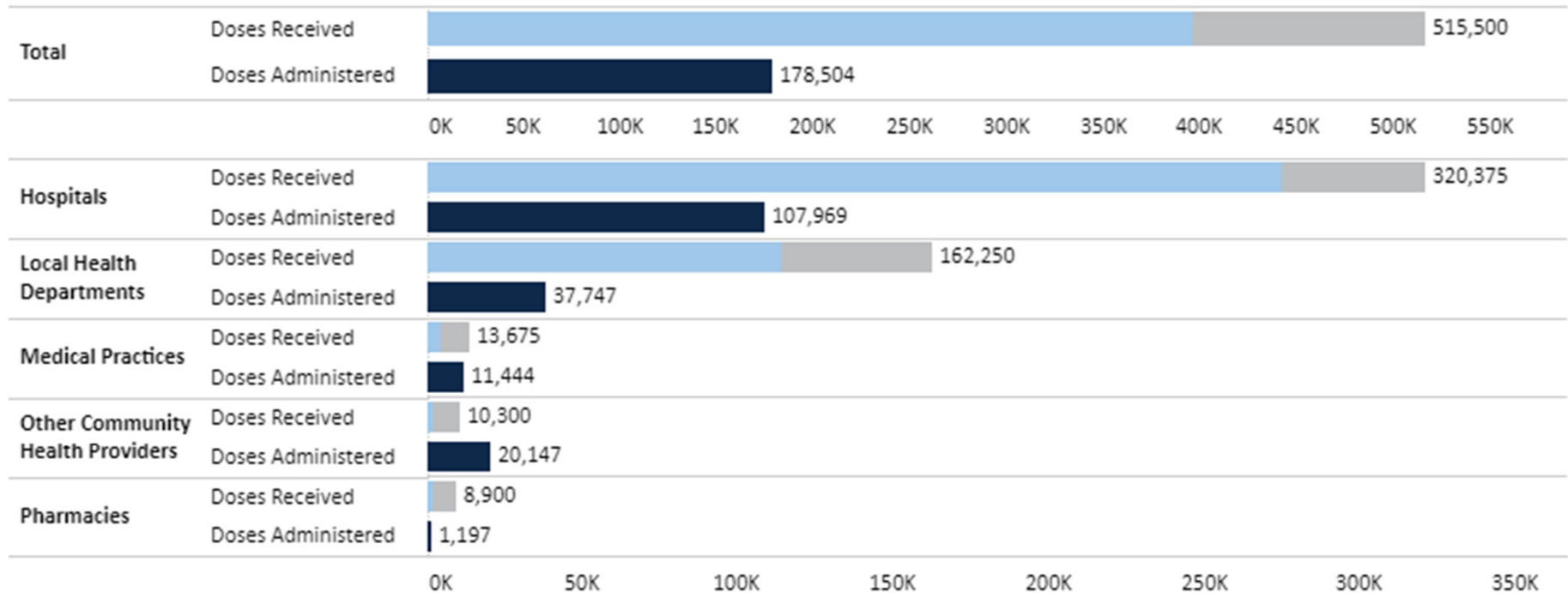
- Doses received by hospitals and local health departments (LHD) include those **redistributed** to the partners listed.
- Doses received by partners include only those **shipped directly** and do not include those **redistributed**.

Statewide Vaccine Dashboard

Second Doses



Second Doses



Second doses are shipped 3 weeks after the first doses for Pfizer and 4 weeks after the first doses for Moderna. Hospitals began to receive second doses the week of 1/4/21. Local health departments began to receive second doses the week of 1/18/21.

Statewide Vaccine Dashboard

By Locality of Residence



PRINCE WILLIAM
COUNTY

COVID-19 Vaccinations in Virginia

Total Doses Administered	People Vaccinated with at Least One Dose*	People Fully Vaccinated	% of the Population Vaccinated with at Least One Dose
1,130,763	913,158	217,605	10.7%

* Includes people vaccinated with 1 or 2 doses of a 2-dose vaccine, including doses administered through the Federal CDC Pharmacy Partnership for Long Term Care Facilities.

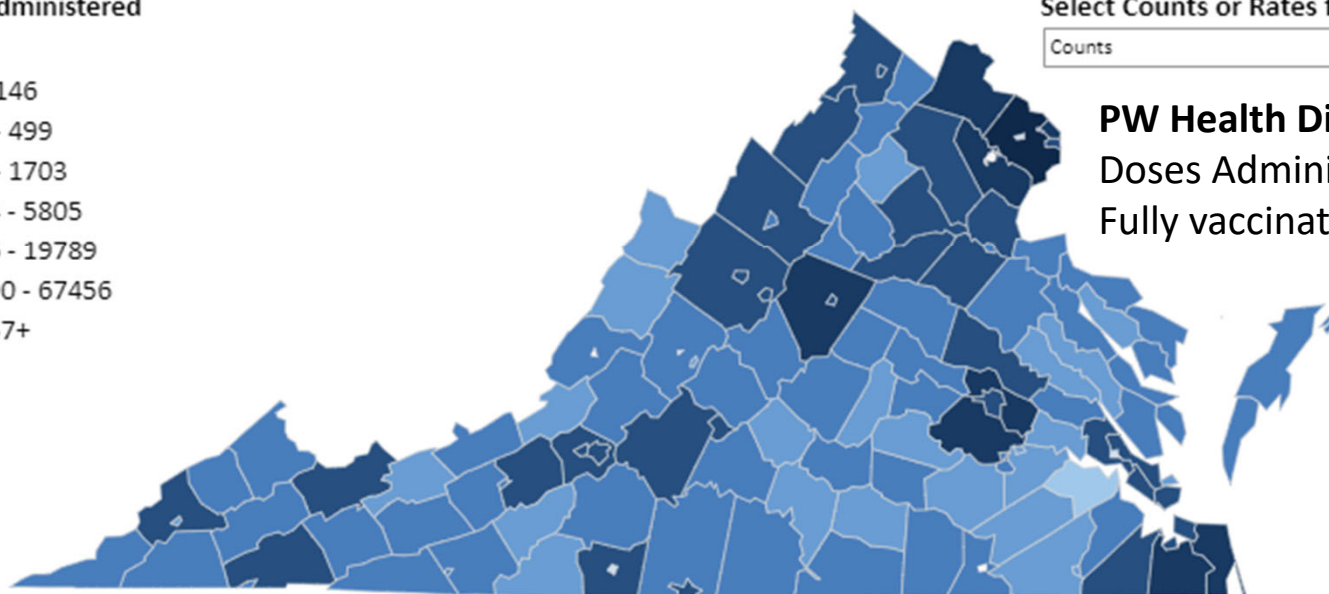
Vaccine Doses Administered by Locality of Residence

Doses Administered

- 43 - 146
- 147 - 499
- 500 - 1703
- 1704 - 5805
- 5806 - 19789
- 19790 - 67456
- 67457+

Select Counts or Rates for the Map

Counts



PW Health District

Doses Administered: 41,439

Fully vaccinated: 7,229

Doses Not Mapped: 133,664

PWHD Vaccine Inventory & Clinics

- As of Saturday 2/6 – Pfizer: 8,775 – 100% transferred each week
- As of Saturday 2/6 – Moderna:
 - Total doses received by PWHD: 20,650
 - Total doses administered by PWHD or transferred to partners: 15,090
 - Total doses administered by PWHD on Week of 2/1: 4,061
- **Vaccine Inventory – Week of 2/8:**
 - On-hand as of 2/6: 5,560
 - Shipment Received 2/8: 3,600
 - Starting Inventory 2/8: 9,160
- **PWHD Total Clinic Capacity** week of 2/8 (as of 2/8 4:00 PM): 5,160
 - 1,200 “manual” appointments - Potomac
 - 1,800 VAMS appointments – Potomac
 - 2,160 VAMS appointments - Beacon

Waitlist and Call Center Updates

- **Waitlist:**

- **Waitlist ID numbers** are not your actual spot in line.
 - Priority group
 - Timestamp of joining list
- Working on a dashboard of data.
- As of 2/8:
 - 48,899 people on 1st dose wait, 1,232 scheduled.
 - 8,839 second doses pre-registered, 423 scheduled.
 - No outstanding 2nd doses until the 11th as of now.

- **Call Center:**

- 2/8 added full Library staffing; over 40 individual call takers online
- Currently booking first doses and 2nd doses that are due within the next 7 days

Long-Term Planning Assumptions

- Long-Term Plan for PWHD Clinics
 - Two large-capacity clinics (East and West)
 - Clinics for week of 2/15 currently being finalized
- CVS
 - Federal program & allocation, not Health District allocation
 - One location in PWC: Gainesville
 - Prioritization is 65 and over
 - Registration opened today:
 - <https://www.cvs.com/immunizations/covid-19-vaccine>
- Continuing partnership with Safeway at Veterans Park
 - Booking from PWHD waitlist only
- “Manual” booking procedures stable for PWHD waitlist

What can the Community Do?

- **Vaccine is only one tool in the fight against COVID-19**
 - It will take **months** for the current priority groups to be accommodated at the current rate of vaccine supply.
 - “Open” POD’s (without an appointment) are not possible until additional vaccine candidates receive Emergency Use Authorization from the U.S. Food and Drug Administration
- Continue to follow mitigation measures:
 - Wash your hands
 - Wear a mask
 - Watch your distance
 - Avoid large gatherings and crowded places
 - Telework when able
- Medical Reserve Corps (MRC)
 - <https://www.vdh.virginia.gov/princewilliammrc/>
 - Clinical and non-clinical options

Questions

