

14-A

School Board Advertised Budget

Fiscal Year 2023

Babur B. Lateef, M.D.


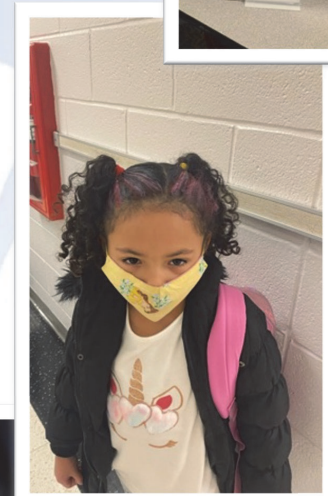

Chairman At-Large, PWC School Board

Presented to the Prince William Board of County Supervisors

April 5, 2022

Fiscal Year 2022 Highlights

- Returned to in-person learning for all students with a virtual option
- Implemented COVID-19 mitigations as required
- Developed and implemented the first year of a two year *Recovery, Acceleration, and Re-engagement* plan to address pandemic learning impacts
- Developed and began implementation of *PWCS Vision 2025: Launching Thriving Futures*
- Launched the PWCS Heals initiative as the comprehensive plan to provide social and emotional support to staff and students
- Deployed one-to-one technology for all students



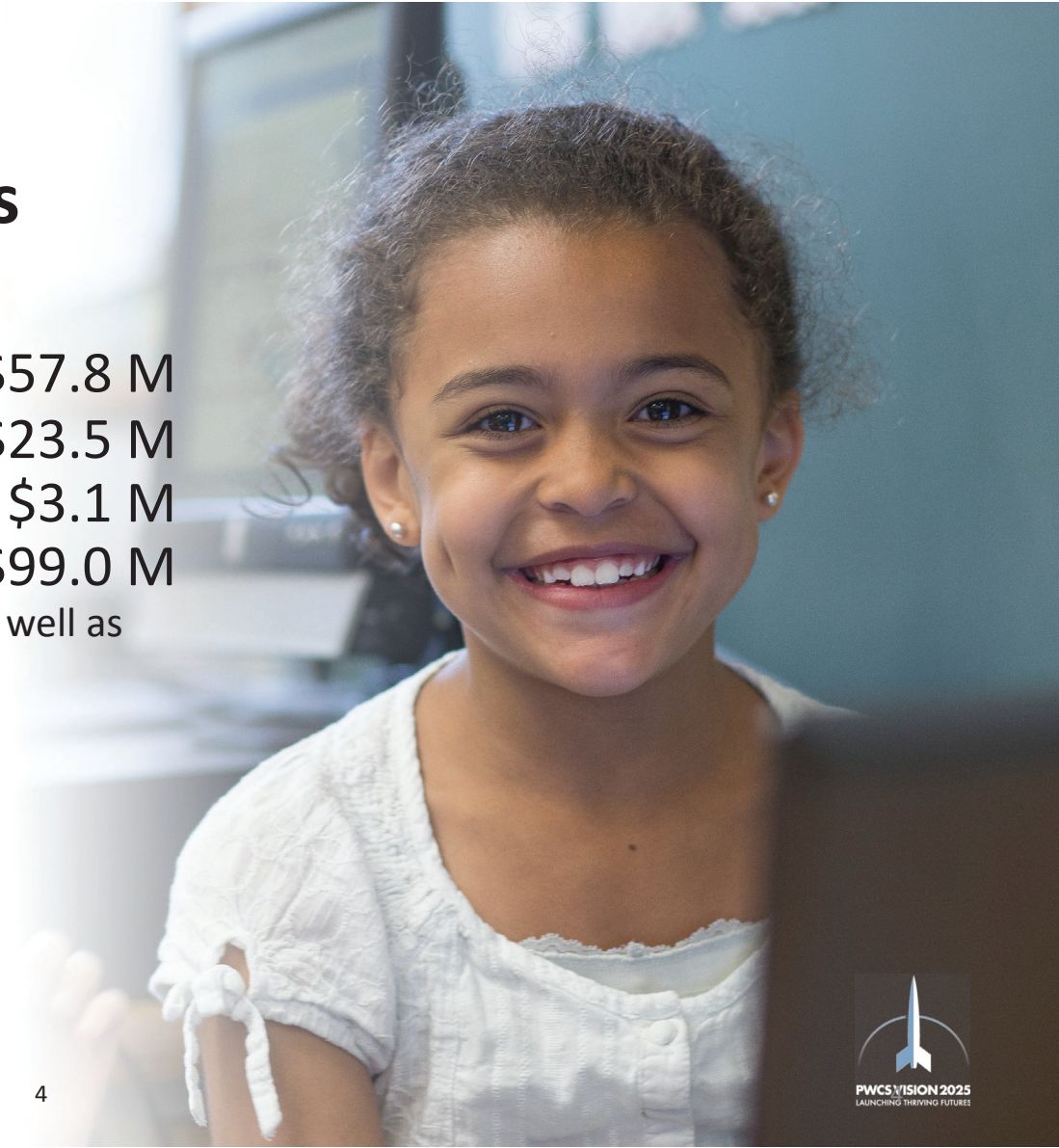
Fiscal Year 2023 Budget Highlights

- Overall Operating/Debt Budget of \$1.5 billion
- Increase of approximately 15.2% over Fiscal Year 2022
- Projected Enrollment of 89,837
- Aligns to projected county and state revenue
- Budget priorities tied to the Strategic Plan *Vision 2025: Launching Thriving Futures*
- Budget does not include any federal pandemic funding

Strategic Plan Commitments

- Learning and Achievement for All \$57.8 M
- Positive Climate and Culture \$23.5 M
- Family and Community Engagement \$3.1 M
- Organizational Coherence \$99.0 M

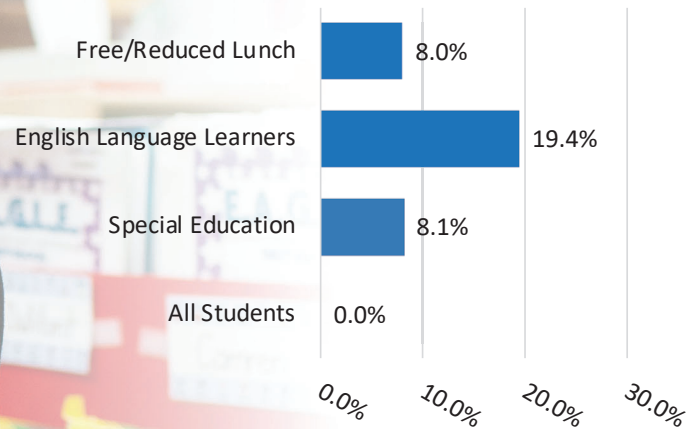
(Organizational coherence includes salary increases as well as the competitive salary adjustment)



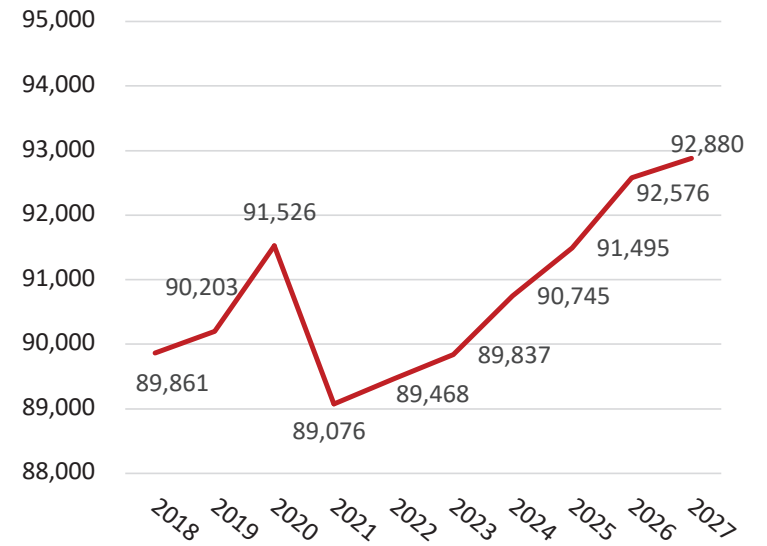
Enrollment Trends



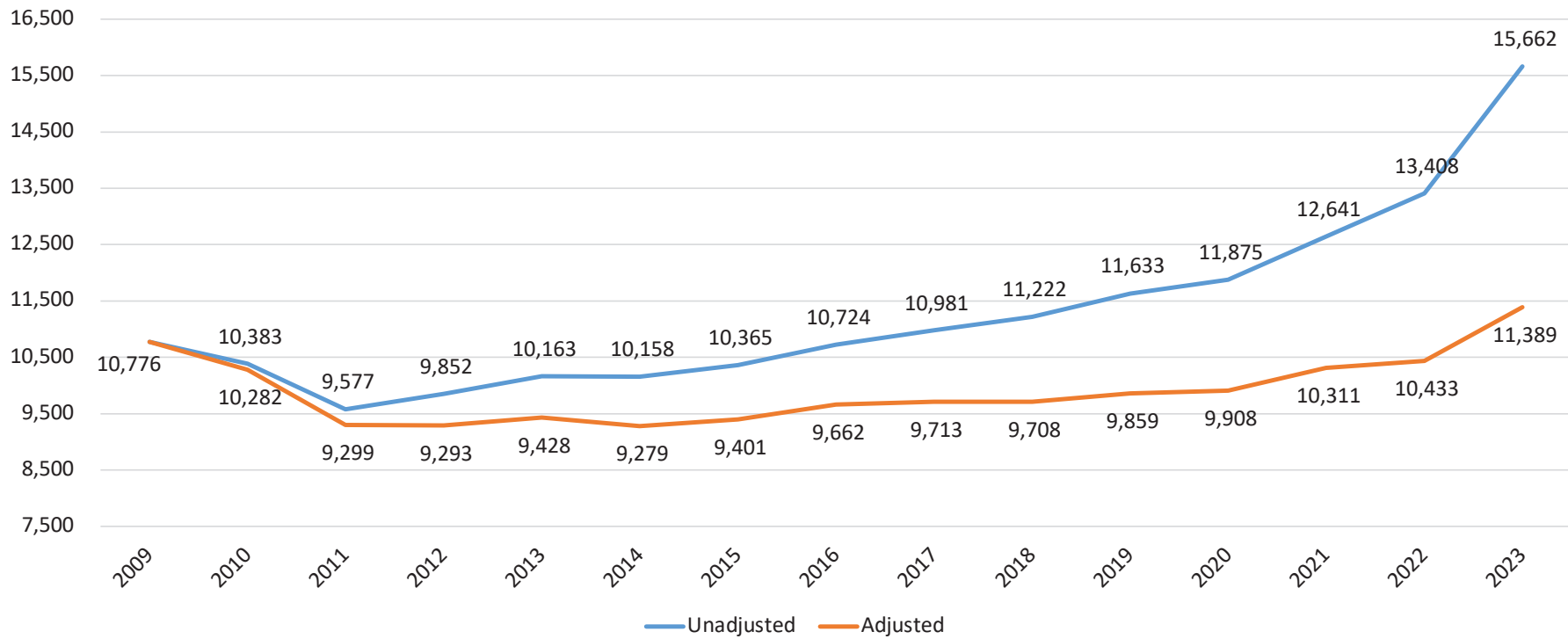
Five-Year Growth



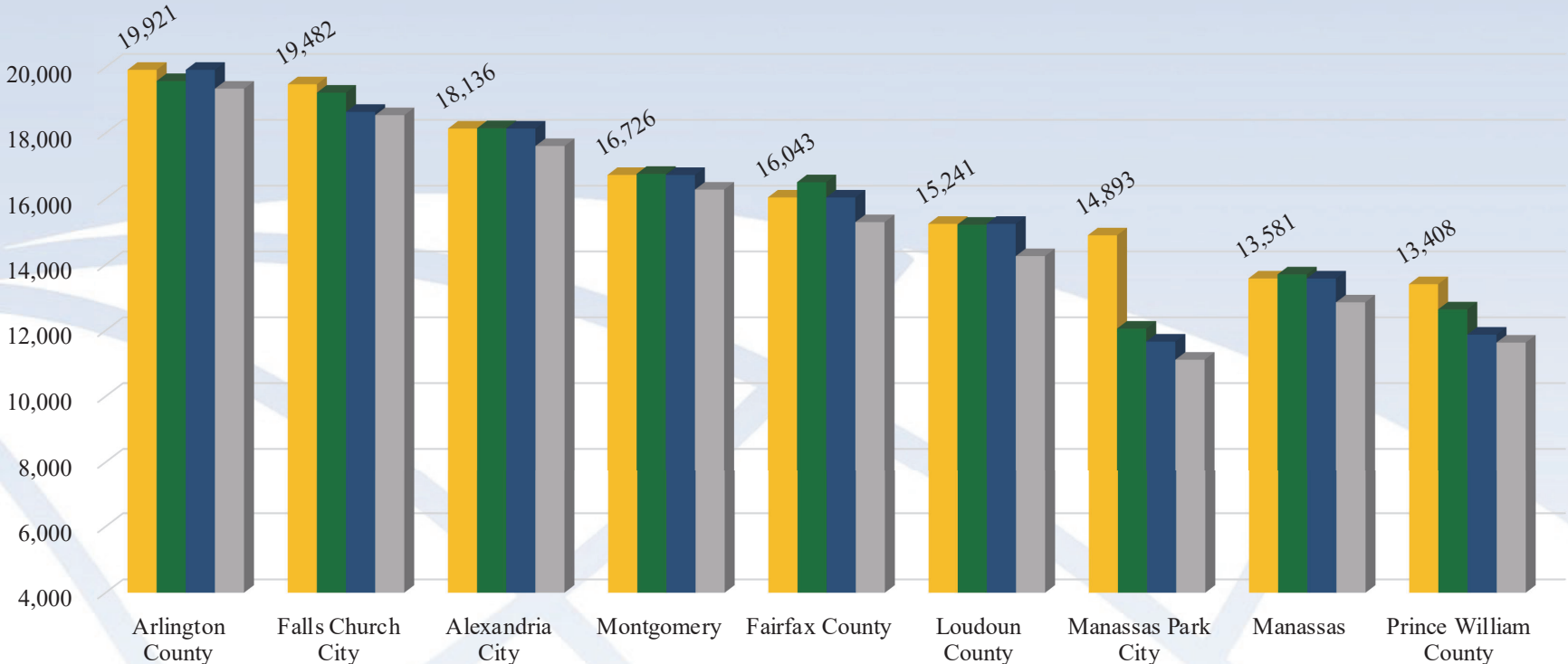
Enrollment



Cost per Pupil Change Over Time (Unadjusted and Adjusted for Inflation)



Cost per Pupil FY 2019-2022



■ FY 2022
 ■ FY 2021
 ■ FY 2020
 ■ FY 2019

Source: FY 2021 WABE Guide



PWC/PWCS Audits

- PWCS and PWC work together on the Joint Audit Committee
- PWCS has not had material findings in the past five years
- High quality financial management

Financial Achievement

- Government Finance Officers Association (GFOA):
 - Certificate of Achievement for Excellence in Financial Reporting for past 19 Years
- Association of School Business Officials International (ASBO):
 - Meritorious Budget Award for past 28 Years
 - Certificate of Excellence in Financial Reporting for past 19 Years



Summary of Proposed Operating & Debt Service Funds

Revenue Source	FY 2022	FY 2023	Change	Percent Change
County	\$659,861,805	\$722,191,171	\$62,329,366	9.4%
State	\$610,110,231	\$731,661,781	\$121,551,550	19.9%
Federal	\$40,494,166	\$42,287,547	\$1,793,381	4.4%
Local Miscellaneous	\$7,151,886	\$5,855,088	-\$1,296,798	-18.1%
Arbitrage Investments	\$1,000,000	\$1,000,000	\$0	0.0%
Undistributed	\$2,500,000	\$2,500,000	\$0	0.0%
Beginning Balance	\$24,034,948	\$22,946,546	-\$1,088,402	-4.5%
Total	\$1,345,153,036	\$1,528,422,133	\$183,289,097	13.6%
Debt Service Fund	\$113,846,004	\$109,963,456	-\$3,882,548	-3.4%
Operating Fund	\$1,231,307,032	\$1,418,478,677	\$187,171,645	15.2%

- This budget does not include any federal pandemic funding

Operating	\$1,418,478,677
Debt Service	109,963,456
Construction	129,099,104
Food Services	50,000,000
Distribution Center	5,000,000
Facilities Use	1,724,816
Imaging Center	532,946
Self-Insurance	6,431,527
Health Insurance	12,472,710
Student Activity Funds	15,656,000
Governor's School @ Innovation Park	1,522,627
Aquatics Center	1,593,520
School Age Child Care Program	550,000
Total All Funds	\$1,865,025,383

Budget By Funds

Federal Pandemic Funding

Award	Budget	Expended	Unobligated
<u>Coronavirus Aid, Relief, and Economic Security Act (CARES)</u>			
ESSER I (CARES)	9,324,329	9,324,329	-
ESSER I Set Aside (CARES)	482,496	482,496	-
GEER Vision (CARES)	876,565	876,565	-
CRF (CARES; County)*	28,240,040	28,240,040	-
CRF (CARES; State)	15,906,398	15,906,398	-
<u>Coronavirus Response and Relief Supplemental Appropriations (CRRSA) Act</u>			
ESSER II (CRRSA)	39,124,565	14,535,693	24,588,873
Transportation Recruitment/Retention (CRRSA GEER)	59,488		59,488
<u>American Rescue Plan Act (ARPA)</u>			
ESSER III (ARPA)	87,930,619	26,508,440	61,422,178
Virginia School Screening Testing for Assurance (VISSTA) (ARPA CDC/VDH)	1,773,900		1,773,900
IDEA (ARPA)	4,865,327		4,865,327
McKinney-Vento (ARPA)	120,000		120,000
ESSER III Set Aside (ARPA)	13,076,330		13,076,330
HVAC (ARPA CSLFRF)	18,194,129		18,194,129
Grand Total	219,974,186	95,873,961	124,100,225



Summary

- The implementation of the Division’s Strategic Plan *Vision 2025 Launching Thriving Futures* was used as guidance in preparing the FY 2023 budget
- PWCS remains behind regional peers in per pupil funding in spite of our substantial increase in resources for FY 2023
- PWCS has many critical unfunded and underfunded needs and a growing diverse population
- “CARES” funding cannot be used for ongoing costs
- The Division continues to operate within the Revenue Sharing Agreement





School Board Advertised Budget

Fiscal Year 2023

Babur B. Lateef, M.D.

Chairman At-Large, PWC School Board

Presented to the Prince William Board of County Supervisors

April 5, 2022